



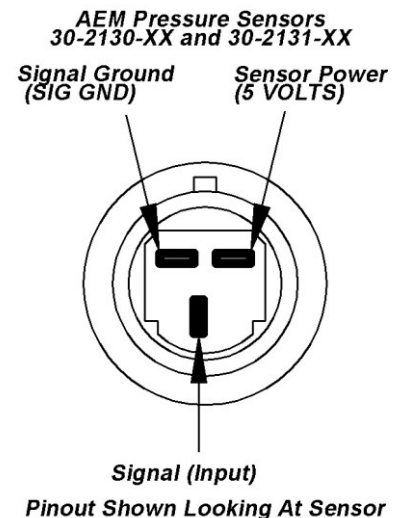
PERFORMANCE ELECTRONICS

Instruction Manual

P/N 30-2130-XXX Pressure Sensors

The model **30-2130-XXX** family of pressure transducers is specifically designed for pressure measurements in automotive systems. The mechanical connection is 1/8" Male NPT. Each sensor comes with a mating connector plug and pin kit.

KIT CONTENTS				
Part Number	Sensor	Connector Kit	-4 Adapter	3/16" Hose Barb
30-2130-15	15 PSIA (1 Bar)	Included	Included	Included
30-2130-30	30 PSIA (2 Bar)	Included	Included	Included
30-2130-50	50 PSIA (3.5 Bar)	Included	Included	Included
30-2130-75	75 PSIA (5 Bar)	Included	Included	Included
30-2130-7	100 PSIA (7 Bar)	Included	Included	Included
30-2130-100	100 PSIG	Included	Included	NA
30-2130-150	150 PSIG	Included	Included	NA
30-2130-500	500 PSIG	Included	Included	NA
30-2130-1000	1000 PSIG	Included	Included	NA

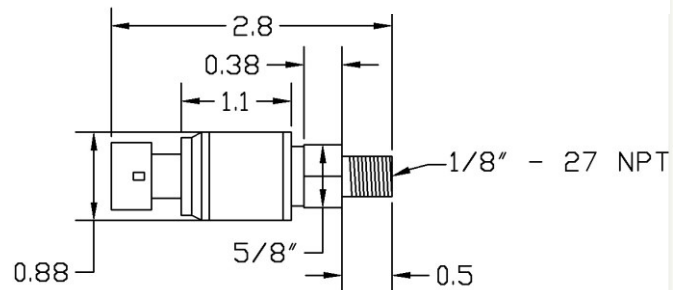


Specifications:

Accuracy:	+/- 1% FS
Temp Error:	+/- 1% FS
Operating Temp:	-40 to 105C
Burst Pressure:	3 X FS
Supply Voltage:	5V +/- 0.5V
Supply Current:	< 6 mA
Response Time:	< 1 mS
Vibration:	20G Sinusoidal
Weight:	< 85 Grams
Body Material:	304L
Wetted Material:	316L
Mechanical Connection:	1/8" NPT Male
Electrical Connection:	Packard 3-Pin

Electrical Termination:

Signal Ground: Tap to Sensor/Signal Ground on EMS or AQ1
 Sensor Power: Tap to Sensor Power +5V on EMS or AQ1
 Signal: Connect to MAP/Input Channel on EMS or Input 1-8 on AQ1



AEM Performance Electronics
 2205 126th Street Unit A, Hawthorne, CA. 90250
 Phone: (310) 484-2322 Fax: (310) 484-0152
<http://www.aemelectronics.com>
 Instruction Part Number: 10-2130 Rev C
 © 2017 AEM Performance Electronics

IMPORTANT!

The terminals are "Pull to Seat" meaning you must feed the wire through the connector housing **BEFORE** you crimp on the terminals. The wire is then pulled back into the housing and the terminal locks in place. The terminal cannot be inserted or removed from the rear (wire side entry) of the housing. See Figure 1. Below




Figure 1. Connector Assembly Showing Pull to Seat Terminal

VOLTAGE OUTPUT

Voltage	30-2130-15	30-2130-30	30-2130-50	30-2130-75	30-2130-7	30-2130-100	30-2130-150	30-2130-500	30-2130-1000
Range	-14.7-0.3 PS1a	-14.7-15.3 PS1a	-14.7-35.3 PS1a	-14.7-60.3 PS1a	-14.7-85.3 PS1a	0-100 PS1g	0-150 PS1g	0-500 PS1g	0-1,000 PS1g
0.5	-14.7	-14.7	-14.7	-14.7	-14.700	0	0	0	0
0.75	-13.763	-12.825	-11.575	-10.013	-8.450	6.25	9.375	31.25	62.5
1	-12.825	-10.95	-8.45	-5.325	-2.200	12.5	18.75	62.5	125
1.25	-11.888	-9.075	-5.325	-0.637	4.050	18.75	28.125	93.75	187.5
1.5	-10.95	-7.2	-2.2	4.05	10.300	25	37.5	125	250
1.75	-10.013	-5.325	0.925	8.738	16.550	31.25	46.875	156.25	312.5
2	-9.075	-3.45	4.05	13.425	22.800	37.5	56.25	187.5	375
2.25	-8.138	-1.575	7.175	18.113	29.050	43.75	65.625	218.75	437.5
2.5	-7.2	0.3	10.3	22.8	35.300	50	75	250	500
2.75	-6.263	2.175	13.425	27.488	41.550	56.25	84.375	281.25	562.5
3	-5.325	4.05	16.55	32.175	47.800	62.5	93.75	312.5	625
3.25	-4.388	5.925	19.675	36.863	54.050	68.75	103.125	343.75	687.5
3.5	-3.45	7.8	22.8	41.55	60.300	75	112.5	375	750
3.75	-2.513	9.675	25.925	46.238	66.550	81.25	121.875	406.25	812.5
4	-1.575	11.55	29.05	50.925	72.800	87.5	131.25	437.5	875
4.25	-0.637	13.425	32.175	55.613	79.050	93.75	140.625	468.75	937.5
4.5	0.3	15.3	35.3	60.3	85.300	100	150	500	1000

12 MONTH LIMITED WARRANTY

Advanced Engine Management Inc. warrants to the consumer that all AEM High Performance products will be free from defects in material and workmanship for a period of twelve (12) months from date of the original purchase. Products that fail within this 12-month warranty period will be repaired or replaced at AEM's option, when determined by AEM that the product failed due to defects in material or workmanship. This warranty is limited to the repair or replacement of the AEM part. In no event shall this warranty exceed the original purchase price of the AEM part nor shall AEM be responsible for special, incidental or consequential damages or cost incurred due to the failure of this product. Warranty claims to AEM must be transportation prepaid and accompanied with dated proof of purchase. This warranty applies only to the original purchaser of product and is non-transferable. All implied warranties shall be limited in duration to the said 12 month warranty period. Improper use or installation, accident, abuse, unauthorized repairs or alterations voids this warranty. AEM disclaims any liability for consequential damages due to breach of any written or implied warranty on all products manufactured by AEM. Warranty returns will only be accepted by AEM when accompanied by a valid Return Goods Authorization (RGA) number. Product must be received by AEM within 30 days of the date the RGA is issued.

Please note that before AEM can issue an RGA for any product, it is first necessary for the installer or end user to contact the AEM Performance Electronics tech line at 1-800-423-0046 to discuss the problem. Most issues can be resolved over the phone. Under no circumstances should a system be returned or a RGA requested before the above process transpires.