



Silver Bullet

Throttle Body Spacer





PN 46-33017

Important!

Please verify the parts list and read all instruction steps before you begin installation.

Make	Model	Year	Engine
Ford	F-150 (ECOBOOST)	2011-2016	V6-3.5L (tt)
Ford	F-150	2011-2014	V6-3.7L (tt)

- Step 1. A) Remove the OE intake tube from the vehicle using an 8mm nut driver. Disconnect the vent line from the intake tube.
- Step 2. A) Loosen the clamp on the charge tube that is connected to the throttle body using an 8mm nut driver. Pull the tube off of the throttle body.
B) Remove the throttle body by removing the (4) 8mm bolts.
- Step 3. A) Insert the new Silver Bullet throttle body spacer and provided gasket in between the throttle body and manifold as shown (The "Air-In" side should face the throttle body).
- Step 4. A) Fasten the throttle body assembly using the (4) M6 bolt, lock washer, and a flat washer. Tighten the bolts to 10 Nm (89 lb/in).
B) Slide the charge tube back onto the throttle body and tighten the clamp using the 8mm nut driver.
- Step 5. A) Reinstall the intake tube. Make sure to tighten all of the clamps and reconnect the vent hose.
- NOTE: This part has been exempt by the California Air Resources Board (C.A.R.B.) and issued an Executive Order (E.O.). If part does not come with C.A.R.B. E.O. sticker already placed on device, it is necessary to place the sticker on or near the device on a smooth, clean surface. The C.A.R.B. E.O. sticker is required to pass the smog test inspections in the state of California.**
- Your install is now complete! Make sure to retighten all bolts and clamps after 100 miles of driving.



Parts List

- 1 Silver Bullet Spacer
- 1 Gasket
- 4 6mm x 75mm bolts
- 4 6mm flat washers
- 4 6mm lock washers

Tools Required

advanced FLOW engineering, Inc.

252 Granite Street, Corona, CA 92879

For TECHNICAL and INSTALLATION SUPPORT, please call 951-493-7185 M-F 7:00am-5:00pm PST; OR email Tech@afepower.com (send photos if helpful). All other calls, please use our main line at 951-493-7100

www.aFePower.com

Revised: 06-16-2020 CDS