

advanced FLOW engineering

Instruction Manual P/N: 53-10008S/53-10008SR/53-10008SL/53-10008SE

Make: Ford Model: F-150 EcoBoost	Year: 2015-2020	Engine: V6-2.7L(tt)/3.5L(tt)
Make: Ford Model: F-150	Year: 2018-2020	Engine: V6-3.3L
Make: Ford Model: F-150 Raptor	Year: 2017-2020	Engine: V6-3.5L(tt)
Make: Ford Model: F-150	Year: 2015-2020	Engine: V8-5.0L
Make: Ford Model: F-150	Year: 2015-2017	Engine: V6-3.5L
Make: Ford Model: F-150	Year: 2018-2020	Engine: V6-3.0L(td)



- Please read the entire instruction manual before proceeding.
- Ensure all components listed are present.
- If you are missing any of the components, call customer support at 951-493-7185.
- Ensure you have all necessary tools before proceeding.
- Do not attempt to work on your vehicle when the engine is hot.

Retain factory parts for future use.

Label	Qty.	Description	Part Number
A1	1	Scoop, Black	05-53112B3
A2	1	Scoop, Red	05-53112R3
A3	1	Scoop, Blue	05-53112L3
A4	1	Scoop, Neon Green	05-53112E3
B	2	Retainer Clip	03-50616
C	1	Seal, Trim: 7/16" (15.5")	05-00072

Installation will require the following tool(s):

8mm, 13mm nut driver or socket and extension, Flat screwdriver.

Note: Legal in California for use on race vehicles only. The use of this device on vehicles used on public streets or highways is strictly prohibited in California and others states that have adopted California emission regulations.

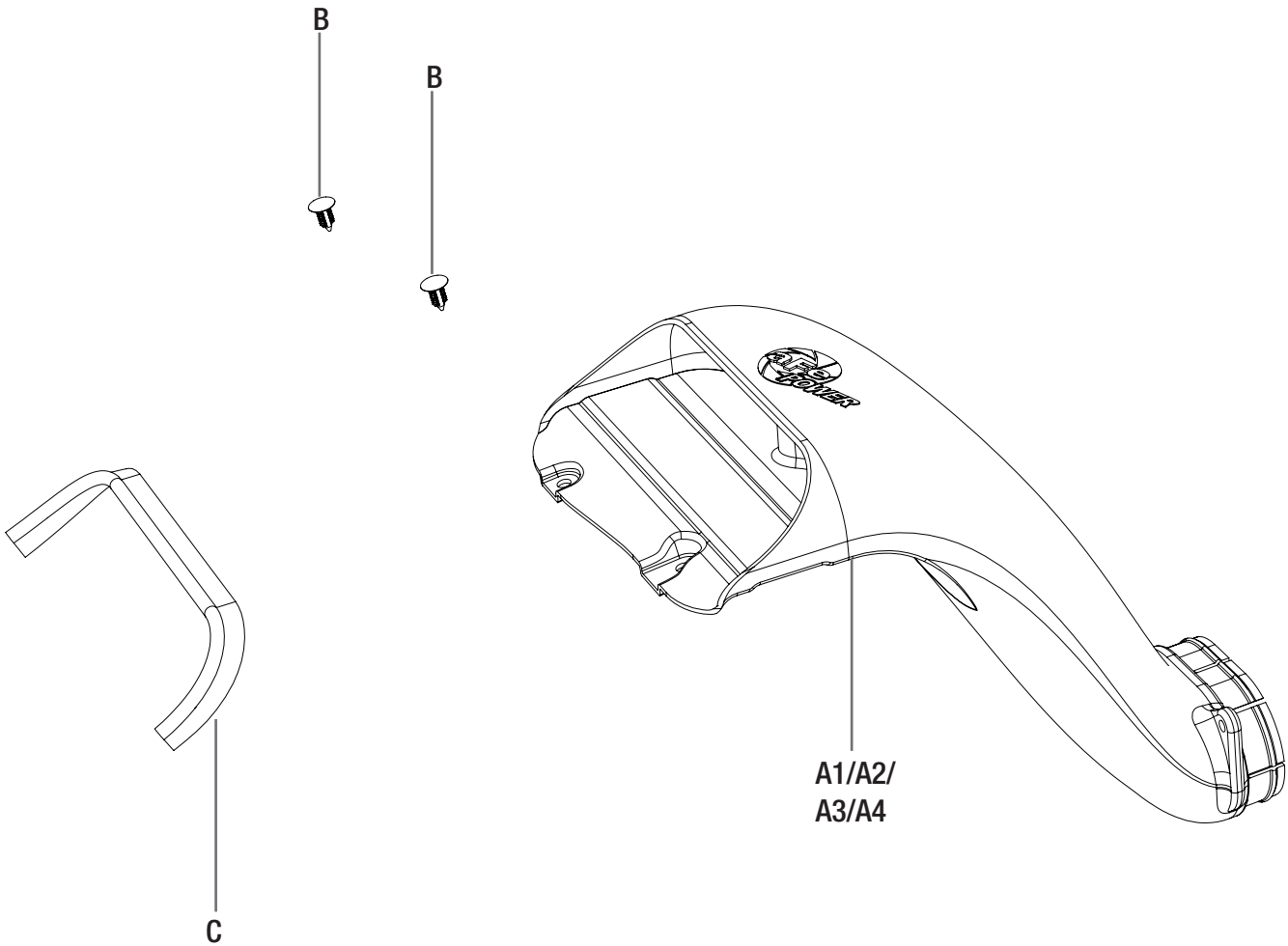




Figure A

Refer to Figure A.

This aFe POWER scoop is designed to work with the aFe POWER Quantum air intake kits, the aFe POWER Magnum FORCE air intake kits and the factory air intake system.

NOTE: This scoop does NOT fit aFe POWER Momentum intake systems.



Figure B

Refer to Figure B for Steps 1-2.

Step 1: Remove the aFe POWER or factory intake from the vehicle.

Step 2: Remove the screw securing the scoop to the factory housing then pull the scoop out of the factory housing.



Figure C

Refer to Figure C for Step 3.


Step 3: For installation on the factory housing, press the aFe POWER scoop into the factory housing and secure it using the factory screw.



Figure D

Refer to Figure D for Step 4.

Step 4: For the installation on the Quantum housing, push the aFe POWER scoop into the Quantum housing then secure it with the M6 screw and washer that was provided with the aFe Quantum intake kit.

**Figure E****Refer to Figure E for Steps 5-7.**

Step 5: Reinstall the housing and scoop assembly into the vehicle. Secure the scoop using the provided plastic rivets.

Step 6: Install the seal trim on the top edge of the aFe POWER scoop.

Step 7: The installation of the aFe POWER scoop is complete. Finish installing the rest of the air intake system. Thanks for choosing aFe POWER.

NOTE: Check all bolts, clamps and connectors after 100-200 miles.

Page left blank intentionally



Quantum Intake System



P/N: 53-10008D (PDS)
53-10008R (P5R)

SCORCHER GT Module



P/N: 77-43023 (Raptor)
77-43025 (F-150 3.5L)
77-43017 (F-150 2.7L)

SCORCHER PRO Tune




P/N: 77-33001 (Raptor Only!)
77-33007 (2.7L Only!)
77-33008 (5.0L Only!)
77-33010 (3.5L Only!)

Turbo Downpipes




P/N: 48-43020-HC (Street)
48-43020-HN (Race)
For F-150 Raptor Only!

Exhaust System



P/N: 49-43045-B (Bik. Tips)
49-43045-P (Pol. Tips)
49-43070-B (2.7L/3.5L)
49-43070-P (2.7L/3.5L)

Side Exit Exhaust System



P/N: 49-43091-B (Bik. Tips)
49-43091-P (Pol. Tips)
49-43081-B (2.7L/3.5L/5.0L)
49-43081-P (2.7L/3.5L/5.0L)

Rear Differential Cover



P/N: 46-70152-WL (w/ Oil)
46-70152 (Black)
46-70150 (RAW)

Intercooler w/ Tube



P/N: 46-20292-B (Raptor)
46-20202-B (2.7L)
46-20292-B (3.5L)

Intercooler Cold-Side Tube



P/N: 46-20299-B (Raptor)

Oil Filter



P/N: 44-LF034 (2.7L Only!)

Oil Filter



P/N: 44-LF038 (3.5L Only!)

SPRINT BOOSTER V3



P/N: 77-13001

To purchase any of the items above, view airflow charts, dyno graphs, photos, and video; please go to aFepower.com.

Warranty


General Terms:

- aFe warrants their products to be free from manufacturer's defects due to workmanship and material.
- This warranty applies only to the original purchaser of the product and is non-transferrable.
- Proof of purchase of the aFe product is required for all warranty claims.
- Warranty is valid provided aFe instructions for installation and/or cleaning were properly followed.
- Proper maintenance with regular inspections of product is required to insure warranty coverage.
- Damage due to improper installation, abuse, unauthorized repair or alteration is not warranted.
- Incidental or consequential damages or cost, including installation and removal of part, incurred due to failure of aFe product is not covered under this warranty.
- All warranty is limited to the repair and/or replacement of the aFe part. To request Return Goods Authorization ("RGA"), email RGA@afepower.com or call (951)493-7100. Upon receipt of the RGA, you must return the product to the address provided in the RGA, freight prepaid and accompanied with a dated proof of purchase and the RGA. Upon receipt of the defective product and upon verification of proof of purchase, aFe will either repair or replace the defective product within a reasonable time, not to exceed thirty days.

Product Category	P/N Prefix	Warranty duration
Direct OE Replacement Filters	10, 11, 30, 31, 71, 73	Life of the vehicle
Racing Filters	18	1 year
Universal	21, 23, 24, 72,TF	2 years
Air Intake Systems	50, 51, 53, 54, 55, 56, 75,TR,TA,TL	2 years
Exhaust Systems	49	2 years
Intercoolers & Intercooler Tubes	46-2	2 years
Intake Manifolds	46-1	2 years
Differential Cover	46-7	Life of the vehicle
Exhaust Manifolds	46	2 years
Throttle Body Spacers	46-3	2 years
Turbochargers	46-6	2 years*
Fluid Filters	44	90 days
Pre-Filters	28	2 years
Heavy Duty OE Replacement	70	2 years
PowerSports OE Replacement	81, 87	2 years
PowerSports Intake Systems	85	2 years

No other warranty expressed or implied applies nor is any person or advanced FLOW engineering authorized to assume any other warranty. Some States do not allow the exclusion or limitation of incidental or consequential damages or do not allow limitations on how long an implied warranty lasts, so the above limitations or exclusions may not apply to you. This warranty gives you specific legal rights, and you may also have other rights which vary from State to State.

*See turbocharger warranty for more info



advanced FLOW engineering, inc.
252 Granite Street Corona, CA 92879
TEL: 951.493.7100 TECH: 951.493.7185
E-Mail: Tech@aFepower.com