

**advanced FLOW engineering**

**Instruction Manual** P/N: 54-12218 / 54-12218-C / 54-12218-L / 54-12218-R

Make: **BMW** Model: **328i/ix (F30)** Year: **2012-2016** Engine: **L4-2.0L (Turbo) N20/N26**

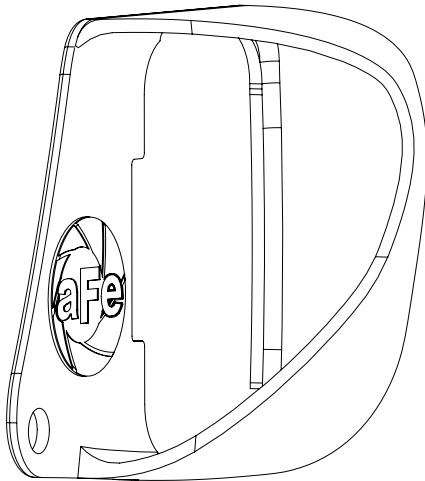


- Please read the entire instruction manual before proceeding.
- Ensure all components listed are present.
- If you are missing any of the components, call customer support at 951-493-7100.
- Ensure you have all necessary tools before proceeding.
- Do not attempt to work on your vehicle when the engine is hot.
- Disconnect the negative battery terminal before proceeding.
- Retain factory parts for future use.

Label	Qty.	Description	Part Number
A1	1	Scoop (Black)	05-12218B1 (Only for 54-12218)
A2	1	Scoop (Carbon Fiber)	05-12218C1 (Only for 54-12218-C)
A3	1	Scoop (Blue)	05-12218L1 (Only for 54-12218-L)
A4	1	Scoop (Red)	05-12218R1 (Only for 54-12218-R)
B	1	Retainer Clip	05-01197

Note: Legal in California for use on race vehicles only. The use of this device on vehicles used on public streets or highways is strictly prohibited in California and others states that have adopted California emission regulations.

A1 / A2 / A3 / A4



B





Figure A

**Refer to Figure A for Step 1.**

Step 1: Remove the seal trim on the front bumper rail ①.

**Figure B****Refer to Figure B for Steps 2-3.**

Step 2: Remove the (5) T25 and the (2) T20 screws securing the top part of the bumper (2).

Step 3: Gently pull forward the top edge of the front bumper. Slide your hand inside to access the press tabs holding the passenger side kidney grill.

**Figure C****Refer to Figure C for Steps 4-5.**

Step 4: Remove the factory passenger side kidney grill by pulling on tabs.

Step 5: Remove the factory grill off the air inlet (5) .



Figure D

**Refer to Figure D for Steps 6-8.**

Step 6: Install the aFe air scoop over the air inlet.

Step 7: Re-install the factory grill over the air inlet (7).

Step 8: Install the retainer clip furnished (8).



Figure E

**Refer to Figure E for Steps 9-10.**

Step 9: Re-install the factory kidney grill.

Step 10: Your installation is now complete.



Page left blank intentionally

**Air Intake System**



P/N: 54-12212 (P5R) N20  
54-12212 (PDS) N20

**Momentum Air Intake System**



P/N: 54-82212 (P5R) N20  
51-82212 (PDS) N20

**Throttle Body Spacer**



P/N: 46-31009 (N20/N26)

**Sprint Booster**



P/N: 77-16301 (A/T)  
77-16302 (M/T)

**Twisted Steel Header**



P/N: 48-46303 (N20)

**Cat-Back Exhaust System**




P/N: 49-46310-B (Blk. Tips)  
49-46310-P (Pol. Tips)  
(N20 Engines Only)

**SCORCHER Module**



P/N: 77-46303 (N20/N26)

**Lowering Springs**



P/N: 410-503005-N (N20/N26)

# Warranty


## General Terms:

- aFe warrants their products to be free from manufacturer's defects due to workmanship and material.
- This warranty applies only to the original purchaser of the product and is non-transferrable.
- Proof of purchase of the aFe product is required for all warranty claims.
- Warranty is valid provided aFe instructions for installation and/or cleaning were properly followed.
- Proper maintenance with regular inspections of product is required to insure warranty coverage.
- Damage due to improper installation, abuse, unauthorized repair or alteration is not warranted.
- Incidental or consequential damages or cost, including installation and removal of part, incurred due to failure of aFe product is not covered under this warranty.
- All warranty is limited to the repair and/or replacement of the aFe part. To request Return Goods Authorization ("RGA"), email [RGA@afepower.com](mailto:RGA@afepower.com) or call (951)493-7100. Upon receipt of the RGA, you must return the product to the address provided in the RGA, freight prepaid and accompanied with a dated proof of purchase and the RGA. Upon receipt of the defective product and upon verification of proof of purchase, aFe will either repair or replace the defective product within a reasonable time, not to exceed thirty days.

<b>Product Category</b>	<b>P/N Prefix</b>	<b>Warranty duration</b>
Direct OE Replacement Filters	10, 11, 30, 31, 71, 73	Life of the vehicle
Racing Filters	18	1 year
Universal	21, 24, 72, TF	2 years
Air Intake Systems	50, 51, 54, 55, 75, TR, TA, TL	2 years
Exhaust Systems	49	2 years
Intercoolers & Intercooler Tubes	46-2	2 years
Intake Manifolds	46-1	2 years
Differential Cover	46-7	Life of the vehicle
Exhaust Manifolds	46	2 years
Throttle Body Spacers	46-3	2 years
Turbochargers	46-6	2 years*
Fluid Filters	44	90 days
Pre-Filters	28	2 years
Heavy Duty OE Replacement	70	2 years
PowerSports OE Replacement	81, 87	2 years
PowerSports Intake Systems	85	2 years

No other warranty expressed or implied applies nor is any person or advanced FLOW engineering authorized to assume any other warranty. Some States do not allow the exclusion or limitation of incidental or consequential damages or do not allow limitations on how long an implied warranty lasts, so the above limitations or exclusions may not apply to you. This warranty gives you specific legal rights, and you may also have other rights which vary from State to State.

\*See turbocharger warranty for more info



**advanced FLOW engineering, inc.**  
252 Granite Street Corona, CA 92879  
TEL: 951.493.7100 • TECH: 951.493.7100 x23  
E-Mail: [Tech@aFepower.com](mailto:Tech@aFepower.com)