




Part number SES1997TT
2008-2013 Infiniti G37 Coupe
3.7L 6cyl.

**Stainless Steel CatBack Exhaust
w/ Titanium Tips**

**1- 5 piece cat-back exhaust
system**

- 8- m10 hex nut (#6069)**
- 8- m10 hex bolt (#6038)**
- 4- 60mm gaskets (#6064)**
- 1- 2 page instruction**



Congratulations! You have just purchased the best engineered, dyno-proven exhaust system available.

Please check the contents of this box immediately.

Report any defective or missing parts to the Authorized Injen Technology dealer you purchased this product from.

Before installing any parts of this system, please read the instructions thoroughly. If you have any questions regarding installation please contact the dealer you purchased this product from.

Installation DOES require some mechanical skills. A qualified mechanic is always recommended.

Injen Technology offers a limited 1 year warranty to the original purchaser against defects in materials and workmanship. Warranty claims must be handled through the dealer from which the item was purchased.

Injen Technology 244 Pioneer Place Pomona, CA 91768 USA

Please check the contents of this box immediately.

Parts and accessories are available on line at "Injenonline.com"






Figure 1



Contents:



Figure 2



Step 1: Remove the factory Exhaust system using 14mm wrench or sockets. Save the 2 factory Gaskets at the Cats for re-use.

Step 2: Install the new Injen Exhaust sytem working from Cats to the end of the System.

Step 3: Position all hangers to Factory Rubber Isolators.

Step 4: Secure using new gaskets and hardware provided. Position if necessary and re-tighten.

Step 5: Tighten all hardware and check for clearance.

****Note:** These flanges may rotate when installing. Make sure you have someone hold and position for best fit when securing the flanges. Rotate and adjust for best fit and clearance.

Congratulations! You have just completed the installation of the Injen cat-back exhaust system. Periodically, check the fitment of the exhaust system, the exhaust should always continue to hang in the same position.